

HEMCO[®]

Laboratory Planning Solutions

Case Work



BETATEK[®] INC.
Instrumentation Superbly Supported
L'instrumentation à son meilleur

654 Petrolia Road,
Toronto, ON M3J 2W3
Tel: (416) 736-6166
Toll-Free: (800) 387 3570
Fax: (416) 736-9346

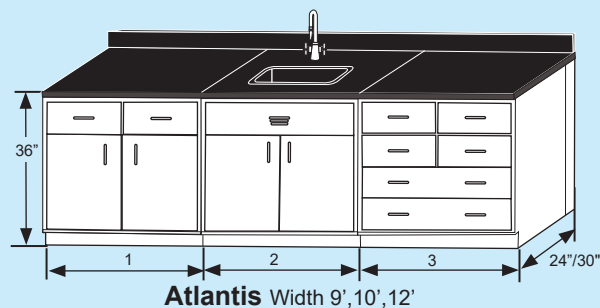
Laboratory Furniture Groupings

UniLine design incorporates our most popular casework groupings to meet your laboratory needs. Welded steel with chemical resistant, epoxy powder coat finish, and 1" thick phenolic resin countertops, 4" high backsplashes, and flush ends standard. Standard height 36", ADA height 34", and sitting height 28" options are available. Standard color: Lab White. (Or color to your spec) Groupings can be supplied with optional Fume hoods.

Atlantis Grouping

Atlantis Grouping provides basic lab storage & a versatile work area. Cabinet grouping includes 3 standing height cabinets with rear filler panels on both ends, phenolic resin worksurface 36" high, with 4" high back splash. Includes 16" X 12" X 8" sink and H/C gooseneck faucet.

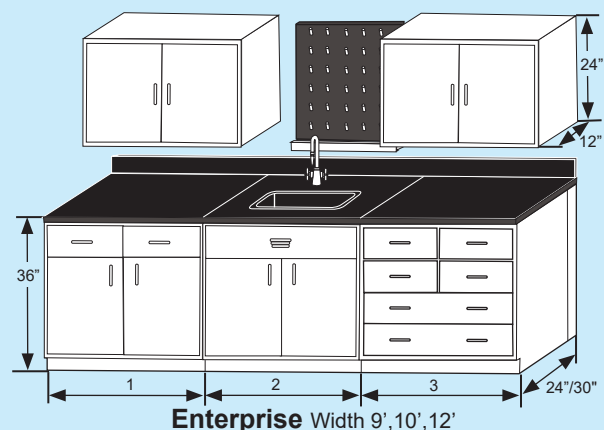
Atlantis Cabinet Grouping					
Width	1	2	3	24" Depth Cat. No.	30" Depth Cat. No.
9'	36"	36"	36"	70011	70021
10'	48"	36"	36"	70012	70022
12'	48"	48"	48"	70013	70023



Enterprise Grouping

Enterprise Grouping provides a convenient balance of storage and work space. Cabinet grouping includes 3 standing height cabinets with rear filler panels, 2 wall cabinets, phenolic resin worksurface 36" high, with 4" high back splash. Includes 16" X 12" X 8" sink, 30" X 30" pegboard and H/C gooseneck faucet.

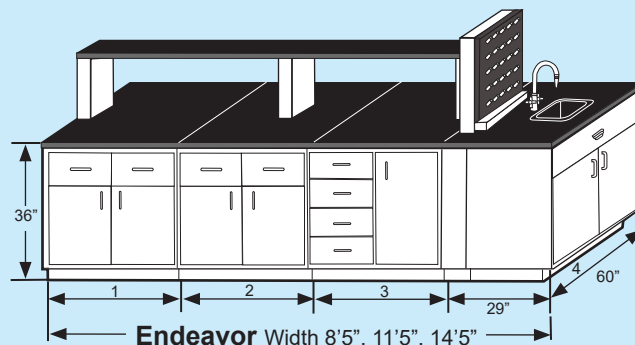
Enterprise Cabinet Grouping					
Width	1	2	3	24" Depth Cat. No.	30" Depth Cat. No.
9'	36"	36"	36"	70211	70221
10'	36"	48"	36"	70212	70222
12'	48"	48"	48"	70213	70223



Endeavour Island Grouping

Endeavour Grouping is a flexible design that can serve as an island or peninsula layout. Cabinet grouping includes either 3 or 7 standing height cabinets with front and end filler panels, phenolic resin worksurface, and center island reagent shelf with pedestals and phenolic resin shelf. Includes 16" X 12" X 8" sink, 30" X 30" pegboard and H/C gooseneck faucet.

Endeavor Cabinet Grouping					
Width	1	2	3	4	Cat. No.
8'5"	36"	36"	—	60"	71311
11'5"	36"	36"	36"	60"	71312
14'5"	48"	48"	48"	60"	71313

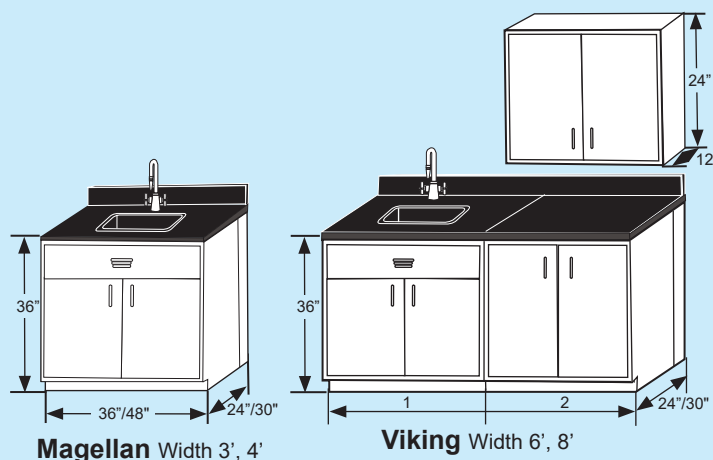


Viking/Magellan Grouping

Viking Grouping is ideal for medical examination rooms and small lab requirements. Cabinet grouping includes 1 or 2 standing height cabinets, 1 wall cabinet 36" or 48" wide, 24" high 12" deep, phenolic resin worksurface. Includes 16" X 12" X 8" sink and H/C gooseneck faucet.

Viking Cabinet Grouping				
Width	1	2	24" Depth Cat. No.	30" Depth Cat. No.
6'	36"	36"	70413	70423
8'	48"	48"	70414	70424

Magellan Sink Cabinet Grouping			
Width	1	24" Depth Cat. No.	30" Depth Cat. No.
36"	36"	70611	70621
48"	48"	70612	70622



UniLine Furniture Groupings

Unitized design incorporates our most popular casework groupings to meet your laboratory needs. Welded steel with chemical resistant, epoxy powder coat finish, and 1" thick phenolic resin countertops, 4" high backsplashes, and flush ends standard. ADA height 34" Max, and sitting height 28", options are available. Standard color: lab white
For ADA technical information, including dimensions and standards, visit: www.access-board.gov.

Pioneer Grouping

UniLine Pioneer Grouping combines typical lab storage and a fume hood. Cabinet grouping includes (4) 36" high cabinets, phenolic resin worksurface, with 4" high back splash. Includes 16" X 12" X 8" sink and H/C gooseneck faucet. UniFlow CE included on 24" deep models in widths of 36" & 48".

Pioneer Cabinet Grouping					
Length	1	2	3	4	24" Depth Cat. No. Includes CE hood
144"	36"	36"	36"	36"	70811
192"	48"	48"	48"	48"	70812

Apollo Grouping

UniLine Apollo Grouping combines typical lab storage and a fume hood. Cabinet grouping includes (4) 36" high cabinets with rear filler panels on both ends, phenolic resin worksurface, with 4" high back splash. Includes 16" X 12" X 8" sink, H/C gooseneck faucet and pegboard. UniFlow SE Fume Hood included on 30" deep models in widths of 48" & 72".

Apollo Cabinet Grouping					
Length	1	2	3	4	30" Depth Cat. No. Includes SE Fume hood
144"	36"	48"	36"	36"	70830
156"	36"	48"	48"	36"	70831
192"	48"	48"	48"	48"	70832
216"	48"	48"	72"	48"	70833

Mariner Grouping

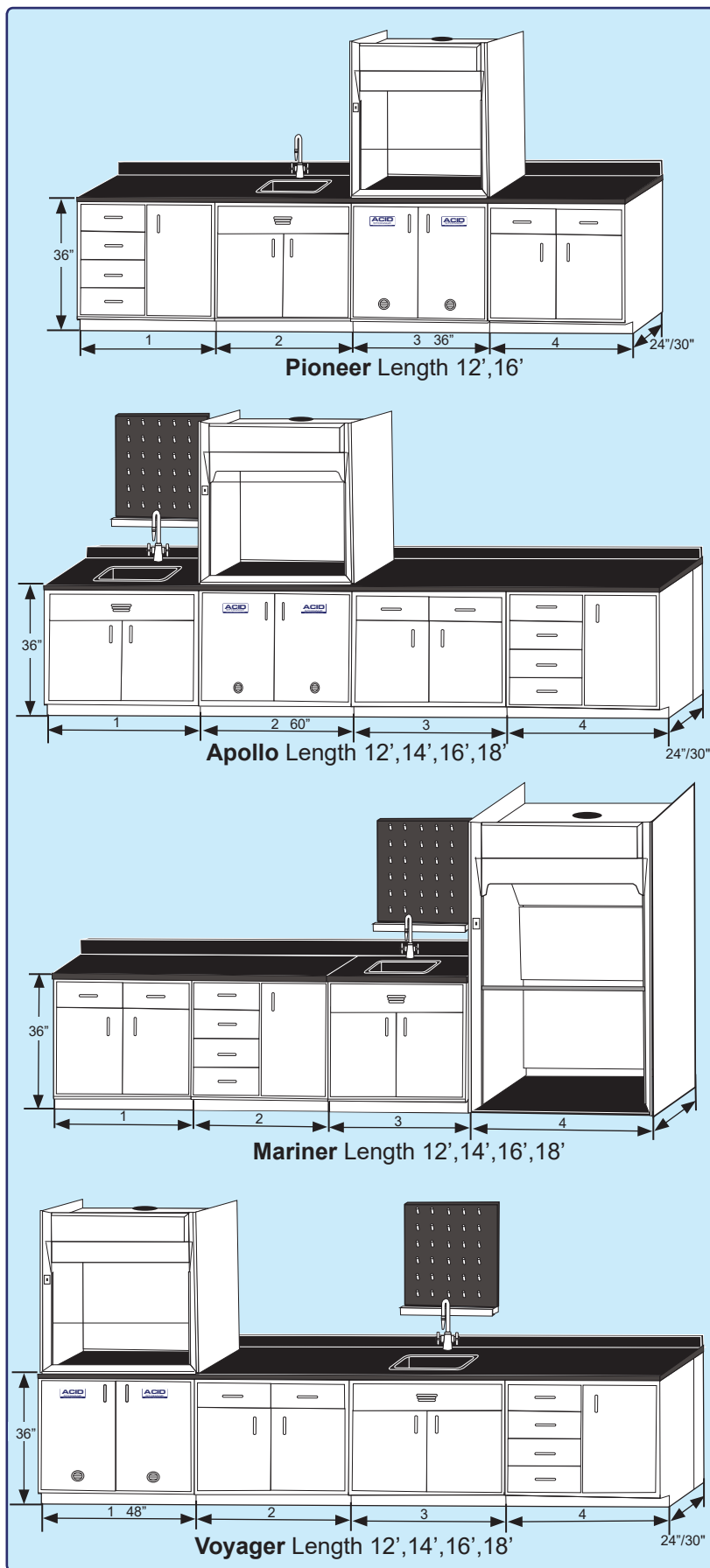
UniLine Mariner Grouping accommodates larger procedures in the FM floor mount fume hood combined with convenient cabinet storage. Grouping includes (3) cabinets 36" high, phenolic resin worksurface with 4" high backsplash, 16" X 12" X 8" sink, H/C gooseneck faucet and pegboard. UniFlow FM included 72" wide.

Mariner Cabinet Grouping					
Length	1	2	3	4	30" Depth Cat. No.
180"	36"	36"	36"	72"	70711
216"	48"	48"	48"	72"	70721

Voyager Grouping

UniLine Voyager Grouping combines typical lab storage and a fume hood. Cabinet grouping includes (4) 36" high cabinets with rear filler panels on both ends, phenolic resin worksurface, with 4" high back splash. Includes 16" X 12" X 8" sink, H/C gooseneck faucet and pegboard. UniFlow LE Fume Hood included on 30" deep models in widths of 36" & 48".

Voyager Cabinet Grouping					
Length	1	2	3	4	30" Depth Cat. No. Includes LE hood
108"	36"	36"	36"	--	70821
144"	36"	36"	36"	36"	70822
192"	48"	48"	48"	48"	70823



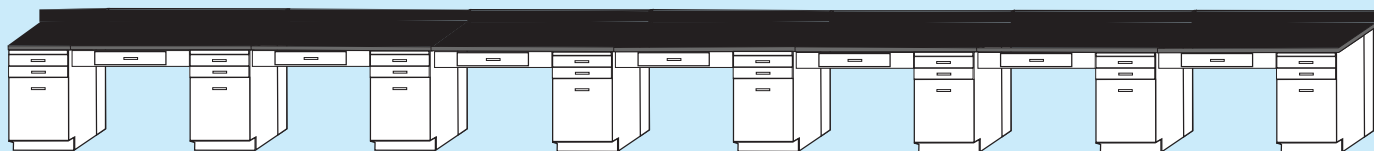
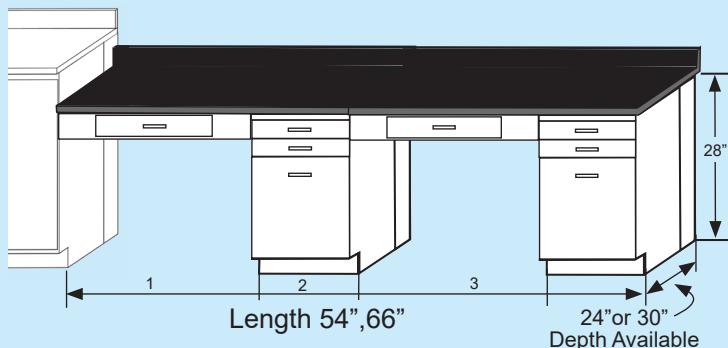
UniLine Furniture Groupings

Unitized design incorporates our most popular casework groupings to meet your laboratory needs. Welded steel with chemical resistant, epoxy powder coat finish, and 1" thick phenolic resin countertops, 4" high backsplashes, and flush ends standard. ADA and sitting height options are available. Standard color: lab white

Gemini Grouping

UniLine Gemini grouping features a sitting height desk area that can be incorporated with any of the HEMCO groupings. Cabinet grouping includes 1 sitting height file drawer cabinet with rear filler panels, single drawer apron, and phenolic resin worksurface. Sitting height 28". Lay out a Lab Space.

Length	1	2	24" Depth Cat. No.	30" Depth Cat. No.
4'	30"	18"	70501	70521
4'6"	36"	18"	70502	70522
5'6"	48"	18"	70503	70523



Example of (7) Gemini Groupings

ADA

Freedom (ADA) Grouping Option

When ADA requirements are necessary, the UniLine Freedom Grouping option allows you specify any HEMCO casework grouping and be compliant to all dimension, space, and access standards as specified by ADA. In addition, all electrical services, plumbing accessories and safety equipment including emergency showers and eye wash stations are designed to meet ADA guidelines. Counter top height is 34". For ADA recommended reach see diagram 1 and 2.

Simply add "ADA" as a suffix to any HEMCO part number and HEMCO can design, quote, and supply ADA compliant equipment. Proper planning eliminates/reduces future problems. For a complete guide for all ADA technical information, including dimensions and standards. please visit: www.access-board.gov.

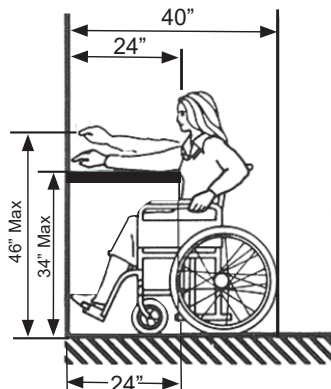


Diagram #1
Reach In

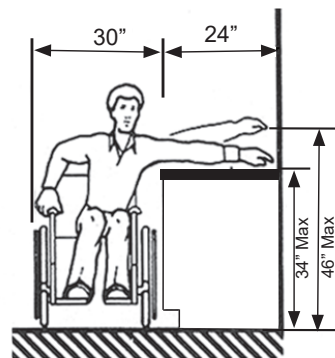
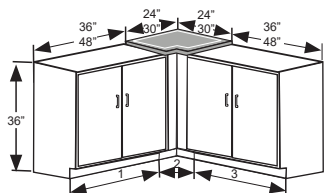


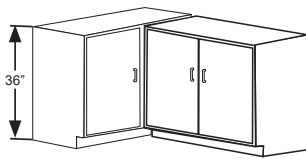
Diagram #2
Reach Over

Corner Grouping Solutions

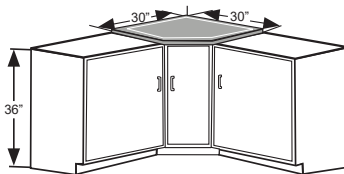
HEMCO corner cabinets and fillers offer several means by which HEMCO casework groupings or individual cabinets can be connected at a corner, eliminating unused corner space.



Basic Corner Scribe with worksurface
2" Cat. No. 74002



Overlap Corner Cabinet
36" Cat. No. 71981
48" Cat. No. 71983



Spacious Corner Cabinet with worksurface
Cat. No. 71901

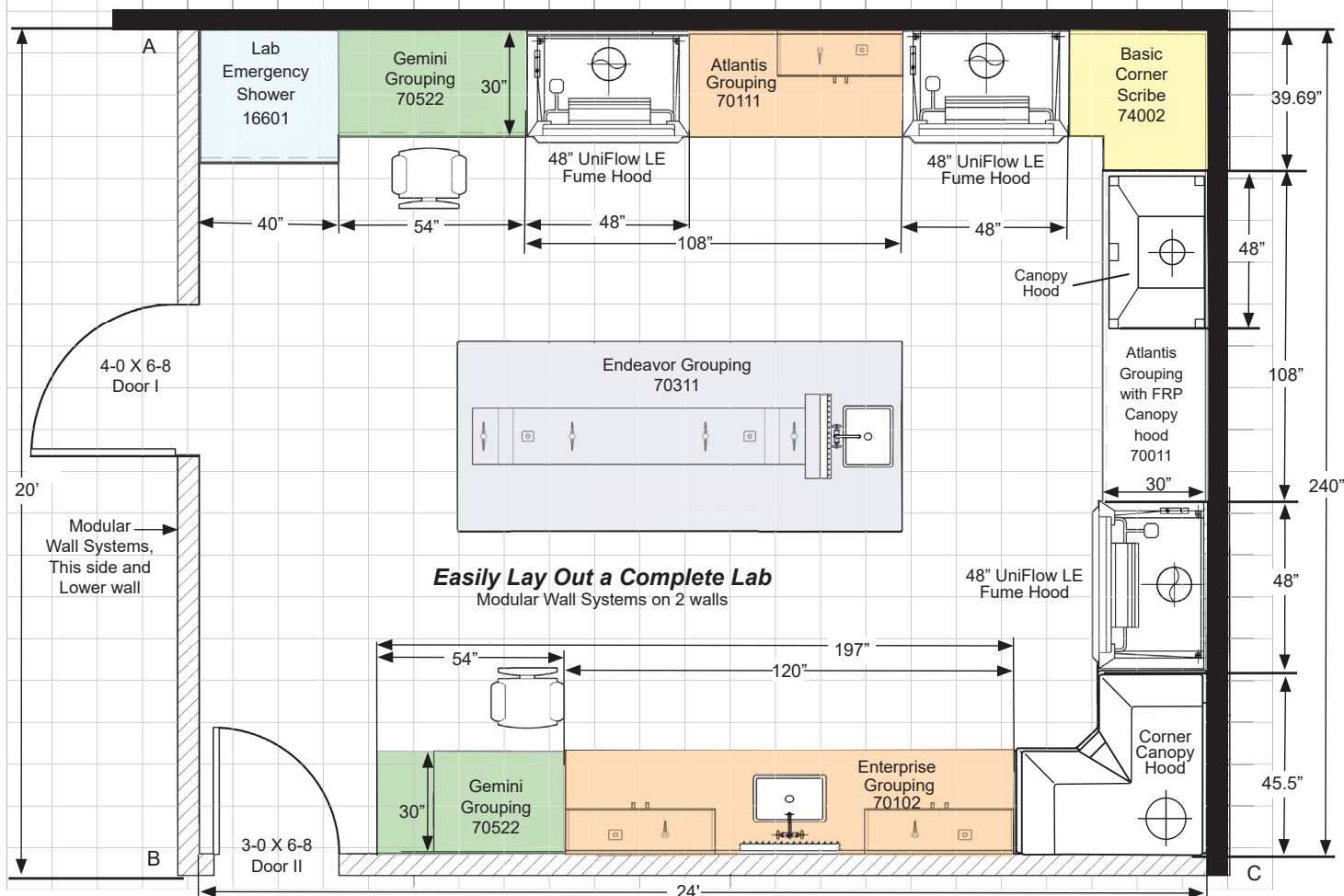
Corner Canopy



Corner Canopy Hoods

HEMCO Plan-A-Lab Worksheet showing Groupings

The HEMCO Plan-A-Lab enables you to conveniently lay out your lab furniture and your pre-engineered modular clean lab. For more information request the Modular Clean Room Brochure. Shown below is a 20' X 24' (2) wall system.




For Lab Planning worksheet visit: www.hemcocorp.com/images/Literature/PlanALab.pdf shown above 20' X 24' (2) wall system

UniLine Laboratory Casework Construction (SEFA 8 Compliant)



UniLine Casework is constructed of welded 18 gauge steel. Base cabinets have a load capacity of 500 pounds per linear foot. Powder coat finish is environment friendly, attractive and long lasting, color: White, unless otherwise specified. UniLine casework, quality & style for your laboratory. Casework is tested independently to be SEFA 8 compliant.



Drawers extend to 18" full open, Interchangeable, interlocking drawer head, sound deadened for quiet operation. One piece drawer body with radiused bottom for easy cleaning. 150 pound dynamic drawer slide assembly mounted on welded channel assemblies. Interior is powder coated steel, stainless steel interior is optional.

Doors One-piece double wall construction painted before assembly. Insulated door filler for added rigidity and quiet operation. Rubber door bumpers. Powder coated finish.

Cabinet Interior Minimal holes in front post for aesthetically pleasing appearance. Hem and flatten door. Adjustable shelves heavy duty stop for secure closure. Full length & width adjustable shelf for maximum storage. Unique triangular support rails for added strength. Heavy duty plated steel shelf clips. Powder coated finish. Cabinet interior bottom with a radius flange for increased strength and ease of cleaning.

Recessed Toe Space 4 inches high 3-1/2 inches deep, promotes laboratory cleanliness. Cabinet base lower corner reinforcing gusset with 0 to 2-1/2" adjusting levelers on (all four corners). Cabinet height adjustable from 35" to 37".